



Stakeholders Conference « EU-EECA S&T cooperation: The way forward »

International Cooperation in FP7 The EECA dimension

*Yves Maissony
European Commission – Research DG
International Cooperation*

Athens, 16-17 June 2009



Process and instruments

- **Opening of the 7th Framework Programme**
 - ➔ Participation of all third countries
 - ➔ Funding of ICPC countries
- **Two-pronged approach**
 - ➔ “Mainstream”: Instruments for targeted cooperation
 - ➔ “Specific”: INCO leveraging/supporting instruments
- **International agreements**
 - ➔ Association to the FP: 12 countries
 - ➔ 31 S&T cooperation agreements with 21 countries, out of which Russia and Ukraine



Collaborative research

FP7 Specific Programme 'Cooperation'

Opening of all themes to third countries, dedicated actions and calls

- Build S&T partnerships based on mutual interest
- Enhance Europe's competitiveness
- Contribute to implementing EU policies and international commitments effectively



Collaborative research

FP7 Specific Programme 'Cooperation'

Coordinated calls

- Joint or tightly coordinated projects resulting from calls issued by both EC and a third country's funding agency

Specific International Cooperation actions (SICA) in themes

- Early identification of problems in other parts of the world before these affect Europe
- Mutual interest, cooperation with and in third countries in finding solutions to such problems



Human potential

FP7 Specific Programme 'People'

International mobility

- Incoming fellowships, Initial Training Networks (ITN), Industry-Academia Partnerships and Pathways

Exchange scheme

- International Research Staff Exchange Scheme (IRSES): specific targets on countries having an S&T agreement with the EC (e.g. Russia, Ukraine) and neighbour countries (ENP)



Coordination and support *FP7 Specific Programme 'Capacities'*

- Fostering international cooperation
- Increasing coherence in international research activities with and amongst EU Member States
- Strengthening overall coordination of the international cooperation actions under FP7 different themes and developing synergies with other Community instruments



EUROPEAN
COMMISSION

Community research

FP7 Specific Programme 'Capacities' International Cooperation

Bi-regional Coordination of S&T Cooperation - INCO-NETs

- Bringing together stakeholders of one target region with the EU
- Supporting a bi-regional dialogue to map research needs and identify S&T priorities of common interest & mutual benefit
- Implementing specific activities to promote the participation of the target region in FP7



FP7 Specific Programme 'Capacities' **International Cooperation**

Bilateral S&T Cooperation Partnerships - BILATs

- ➔ *Strengthening the cooperation partnership between the EU and countries which have an S&T cooperation agreement with the EC or are in the process of negotiating one by:*
 - ◆ providing information on programmes and funding in order to promote participation in FP
 - ◆ developing national information platforms
 - ◆ reinforcing promotion & awareness-raising activities
 - ◆ assisting the creation of research partnerships



FP7 Specific Programme 'Capacities' **International Cooperation**

ERA-NETs

➔ *Supporting the coordination of national policies and activities of Member States and Associated States on international S&T cooperation*

- ◆ Evaluating options and barriers for cooperation
- ◆ Exchange of information and best practices
- ◆ Formulation of joint strategies
- ◆ Implementing joint calls for research funding



FP7 Specific Programme 'Capacities' International Cooperation

ACCESS4EU

- *Increase awareness in the MS and AC of opportunities for European researchers / organisations to participate in national R&I innovation programmes managed by Third Countries*
 - ◆ mapping access opportunities in the target country and disseminating information in EU MS and AC
 - ◆ monitoring the participation of researchers from MS/AC to R&I programmes of the target country
 - ◆ making recommendations to ensure funding reciprocity from the target country



EUROPEAN
COMMISSION

Community research

EECA participation in FP7

Statistics – Main features



FP6 (2002-2006)

Participation of Russia & NIS

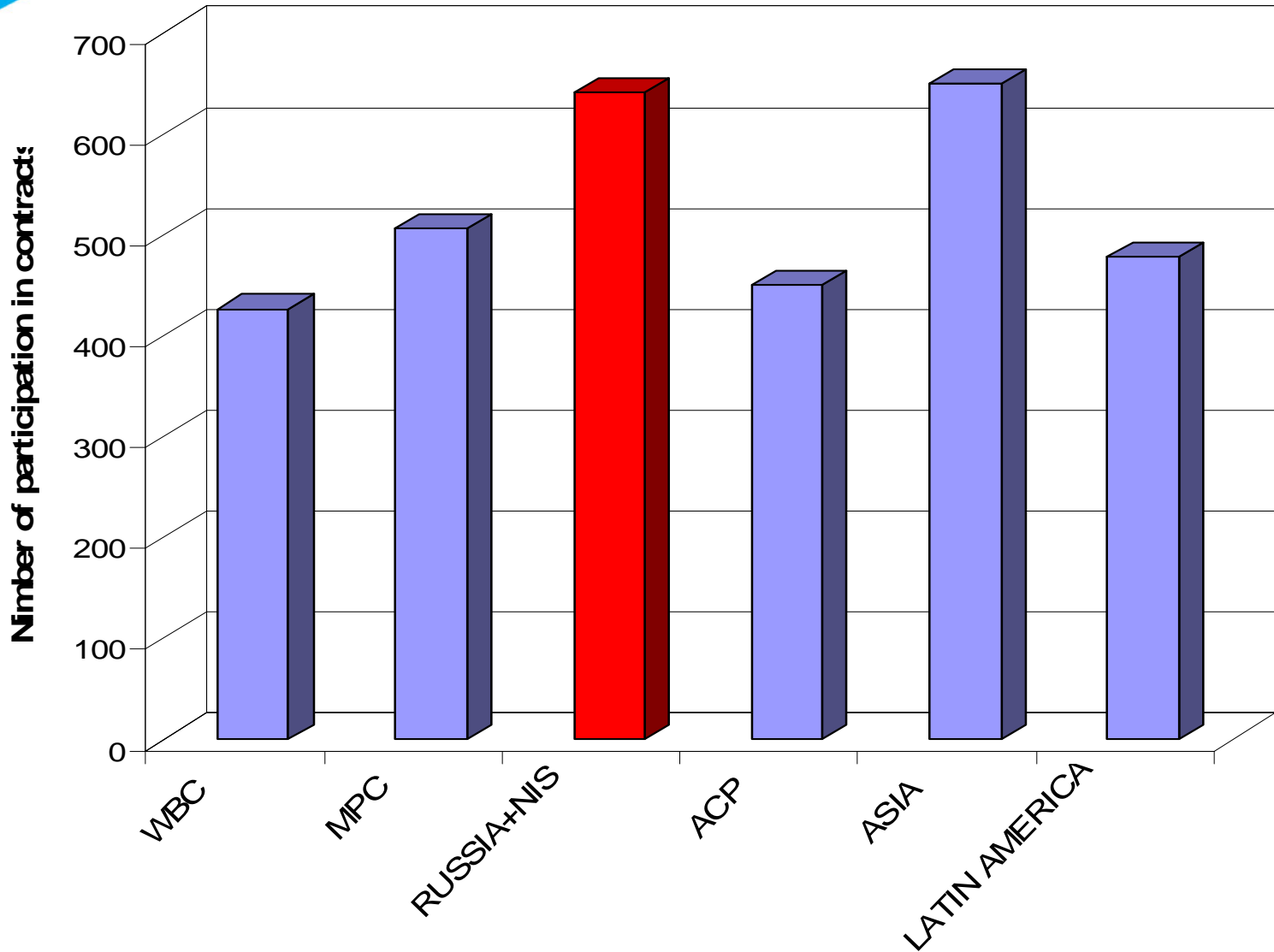
	Submitted Proposals		Contracts		Success rate
	Participants	Requested Contribution (M€)	Participants	EC contribution (M€)	Participation
Total FP6	388.087	170.660	69.166	14.700	17.8 %
Russia & NIS	4.029	424	674	52	16.7 %

674 Russian & NIS participants requesting an EC contribution of 52 M€ (out of a total of 2.860 M€ for all participants).

Russia & NIS as a region has a slightly lower success rate than the average in FP6 (16.7 %)



FP6 (2002-2006) Participation of Russia & NIS



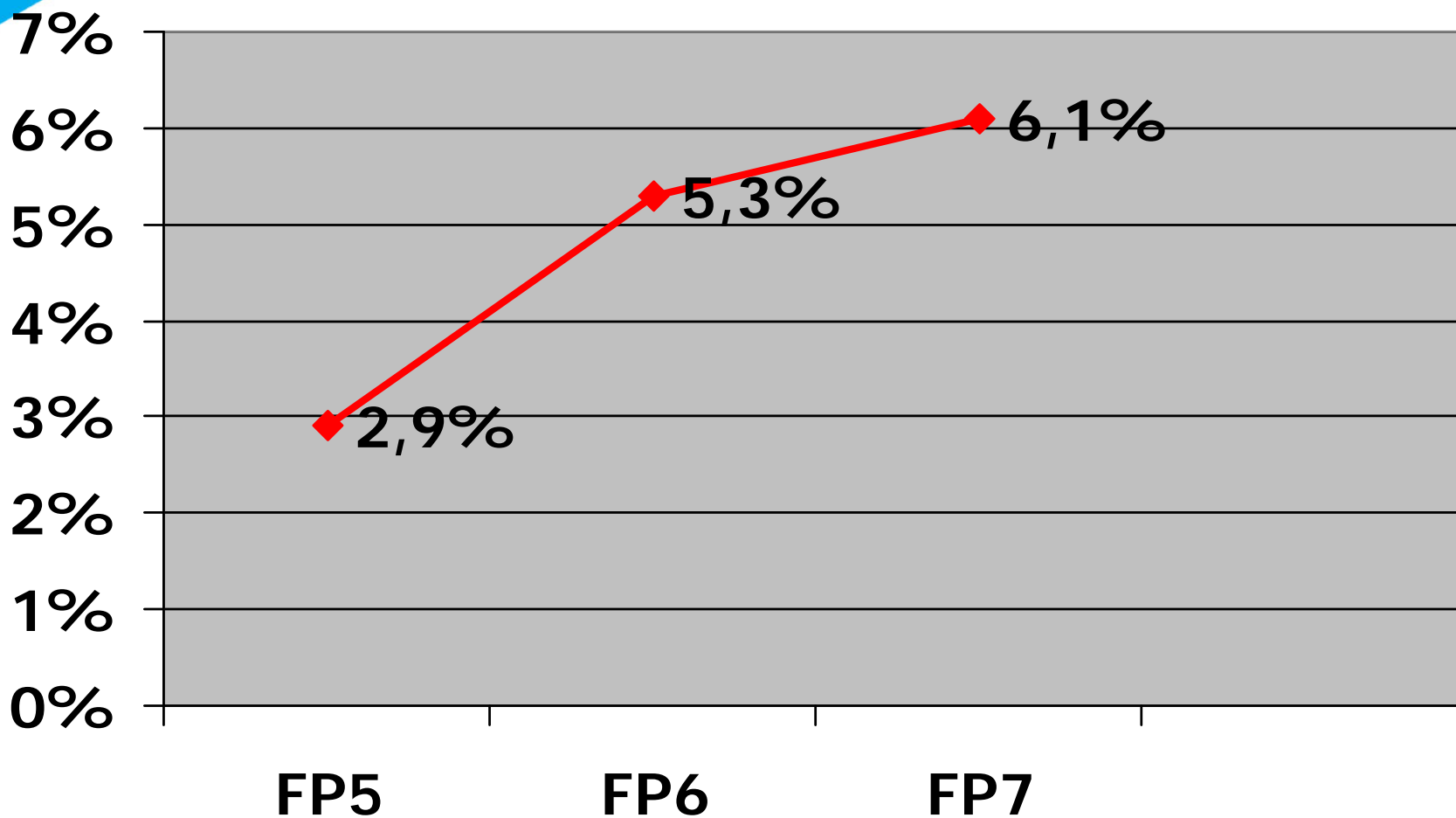


Trends: Third Countries participants in FP7 Up to May 2009

- in proposals submitted 6.0%
- in projects selected 6.1%
- Success rate 18.4%
- Funding (proj. selected) 195 M€ 2.3 %
- Main thematic areas: HEALTH. ENV. FAB. ICT
- Targeted actions (Cooperation) 50%



Trends: Third country participants in FP7 projects



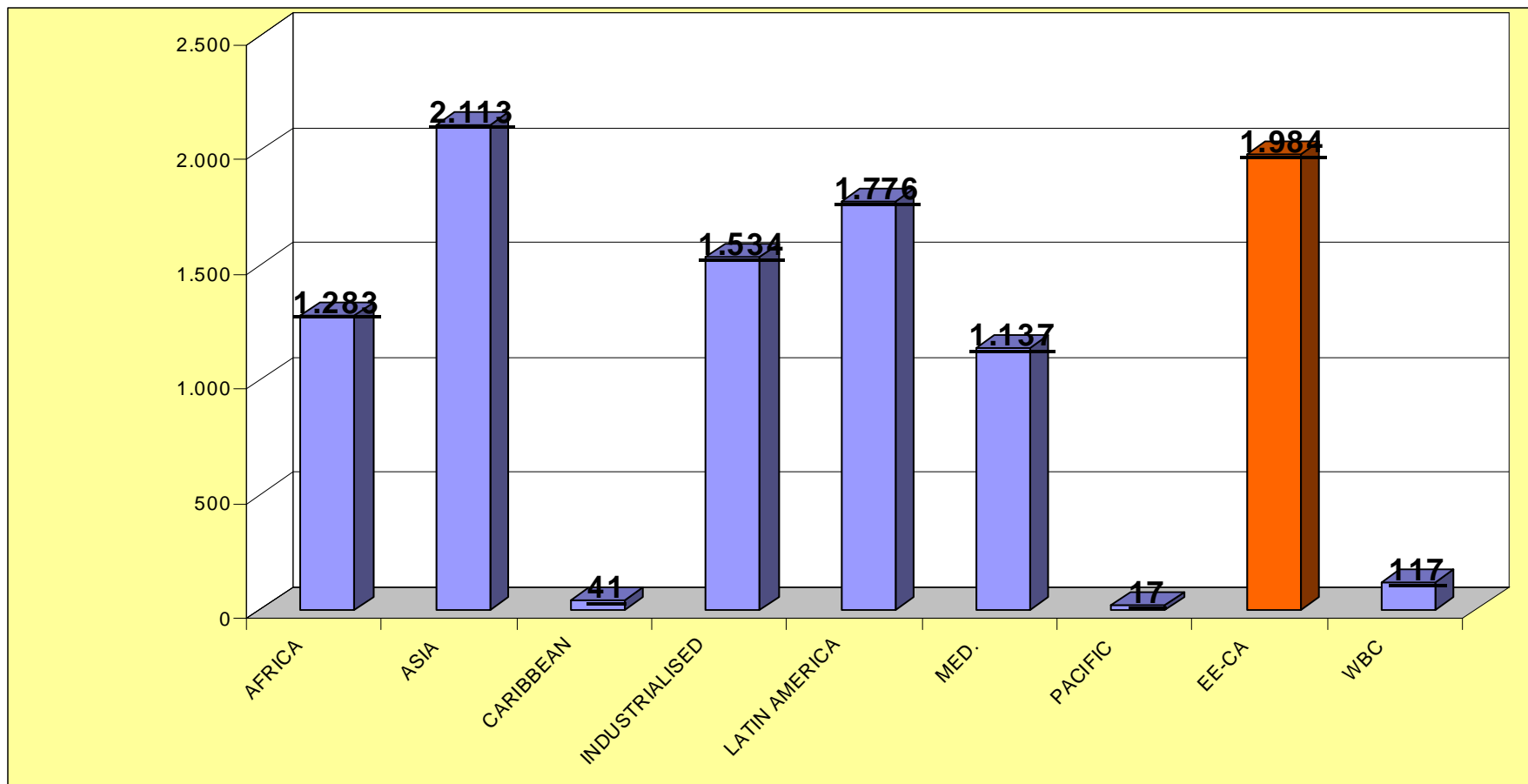
◆ % of total participation



Participation of 3rd countries in FP7 Cooperation proposals (up to April 2009)

REFERENCE DATE: Calls 07+08+09 - 28 May 09

COOPERATION / all thematic areas
10002 THIRD COUNTRY APPLICATIONS (in proposals submitted)

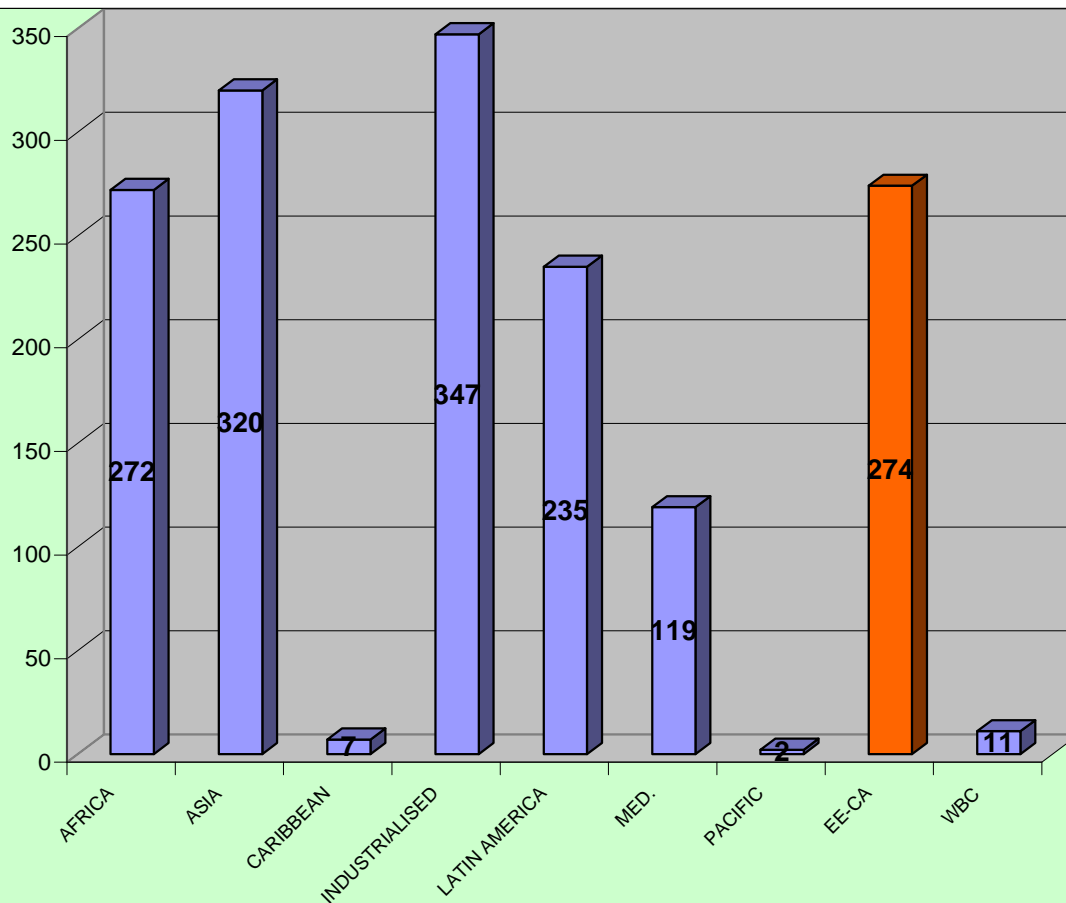




Participation of 3rd countries in FP7 Cooperation proposals (up to April 2009)

REFERENCE DATE: Calls 07+08 + 09 - 28 May 09

COOPERATION / ALL THEMATIC AREAS
1587 THIRD COUNTRY APPLICATIONS MAIN LISTED





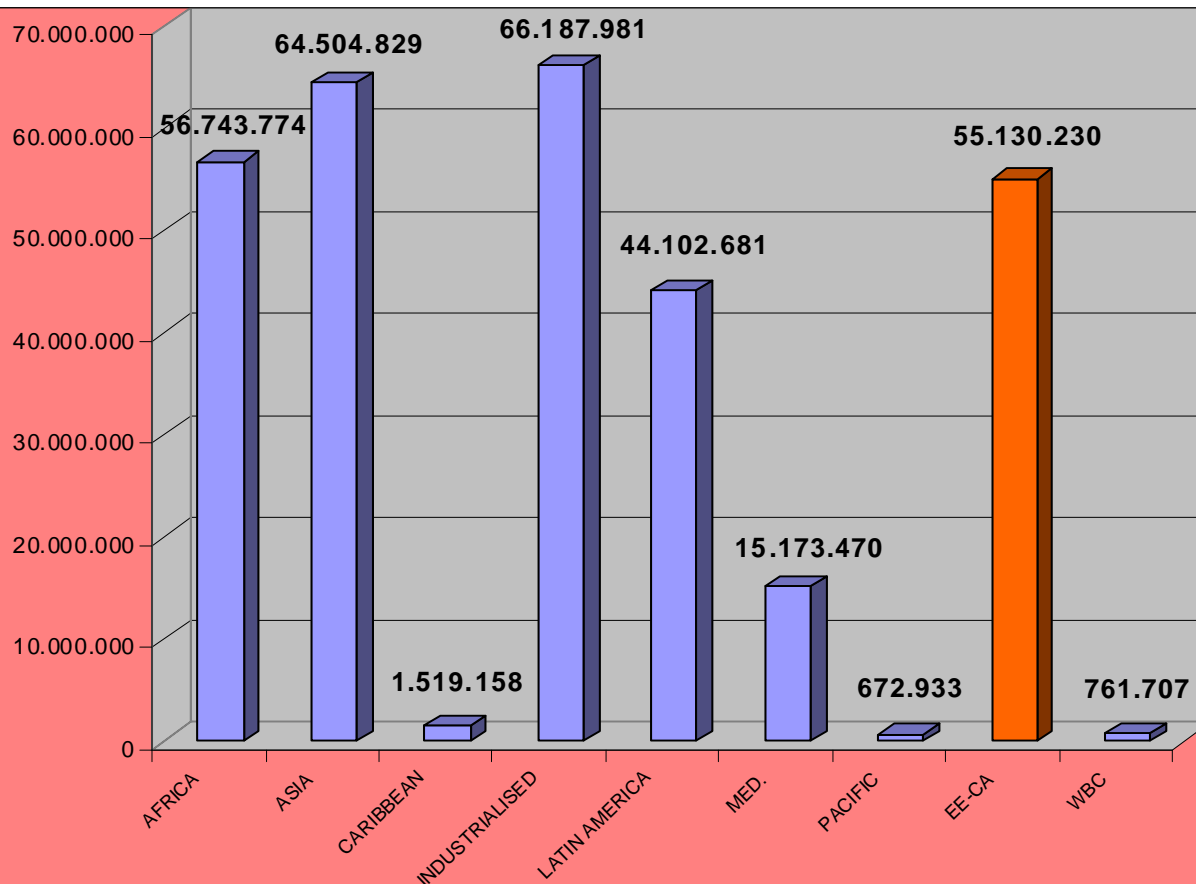
Participation of 3rd countries in FP7 Cooperation proposals (up to April 2009)

REFERENCE DATE: Calls 07+08 + 09 - 28 May 09

COOPERATION / ALL THEMATIC AREAS

APPLICATIONS MAIN LISTED - REQUESTED CONTRIBUTION:

304.796.763 €





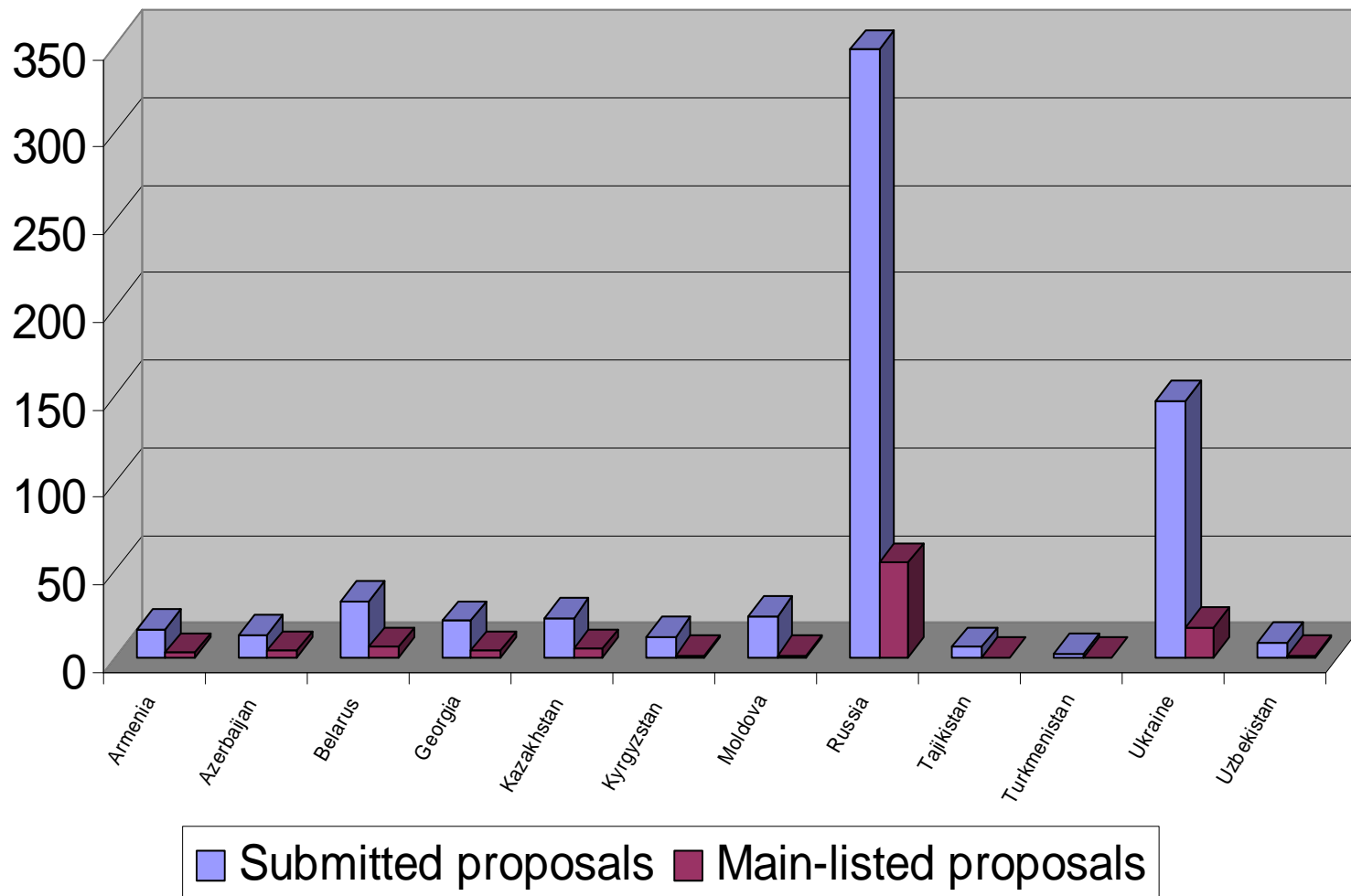
EECA participation in FP7 proposals (up to May 2009) - Breakdown by country

	Proposals with at least one applicant from country		Applicants from country		Retained proposals with at least one applicant from country		Applicants from country in retained proposals		Success rate
	Number	%	Number	%	Number	%	Number	%	%
Armenia	74	3.5%	84	2.9%	12	4.2%	14	3.1%	16.7%
Azerbaijan	46	2.2%	54	1.9%	8	2.8%	12	2.6%	22.2%
Belarus	104	5.0%	128	4.4%	11	3.9%	14	3.1%	10.9%
Georgia	91	4.4 %	120	4.1%	13	3.5%	21	4.6%	17.5%
Kazakhstan	65	3.1%	75	2.6 %	10	1.1%	14	3.1%	18.7%
Kyrgyzstan	23	1.1%	27	0.9 %	3	4.2%	5	1.1%	18.5%
Moldova	78	3.7%	83	2.9 %	12	3.1%	14	3.1%	16.9%
Russian Fed.	1086	51.9%	1650	56.9%	146	51.4%	257	56.7.%	15.6%
Tajikistan	13	0.6%	17	0.6 %	2	0.7%	3	0.7%	17.6%
Turkmenistan	10	0.5%	10	0.3%	2	0.7%	2	0.4%	20.0%
Ukraine	466	22.3%	610	21.0%	60	21.1%	88	19.4%	14.4%
Uzbekistan	35	1.7%	40	1.4%	5	1.8%	9	2.0%	22.5%
TOTAL	2091	100.0%	2898	100.0%	284	100.0%	453	100.0%	



EECA participation in FP7 proposals

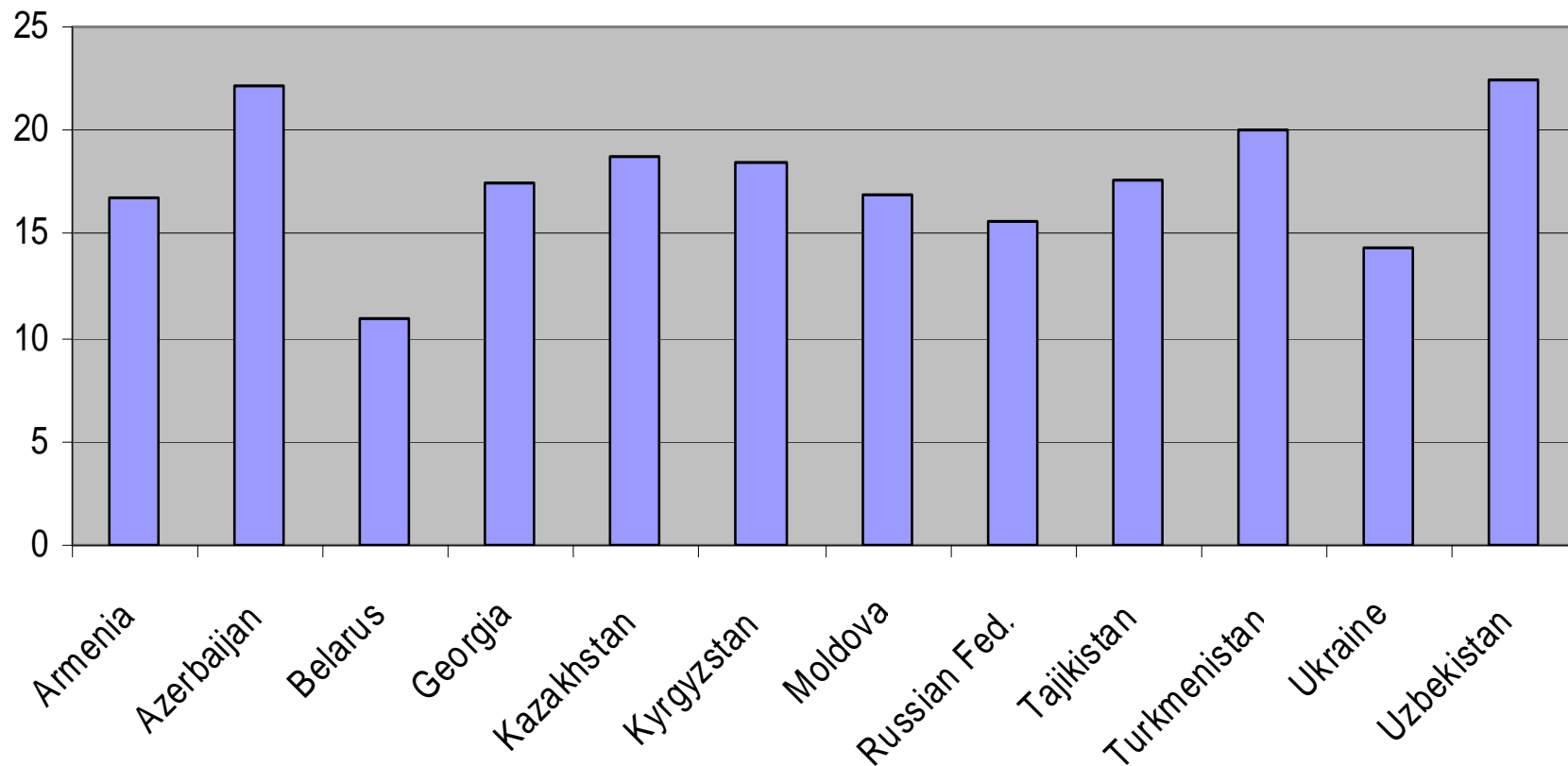
Number of applicants - Breakdown by country (up to May 2009)





EECA participation in FP7 (up to May 2009)

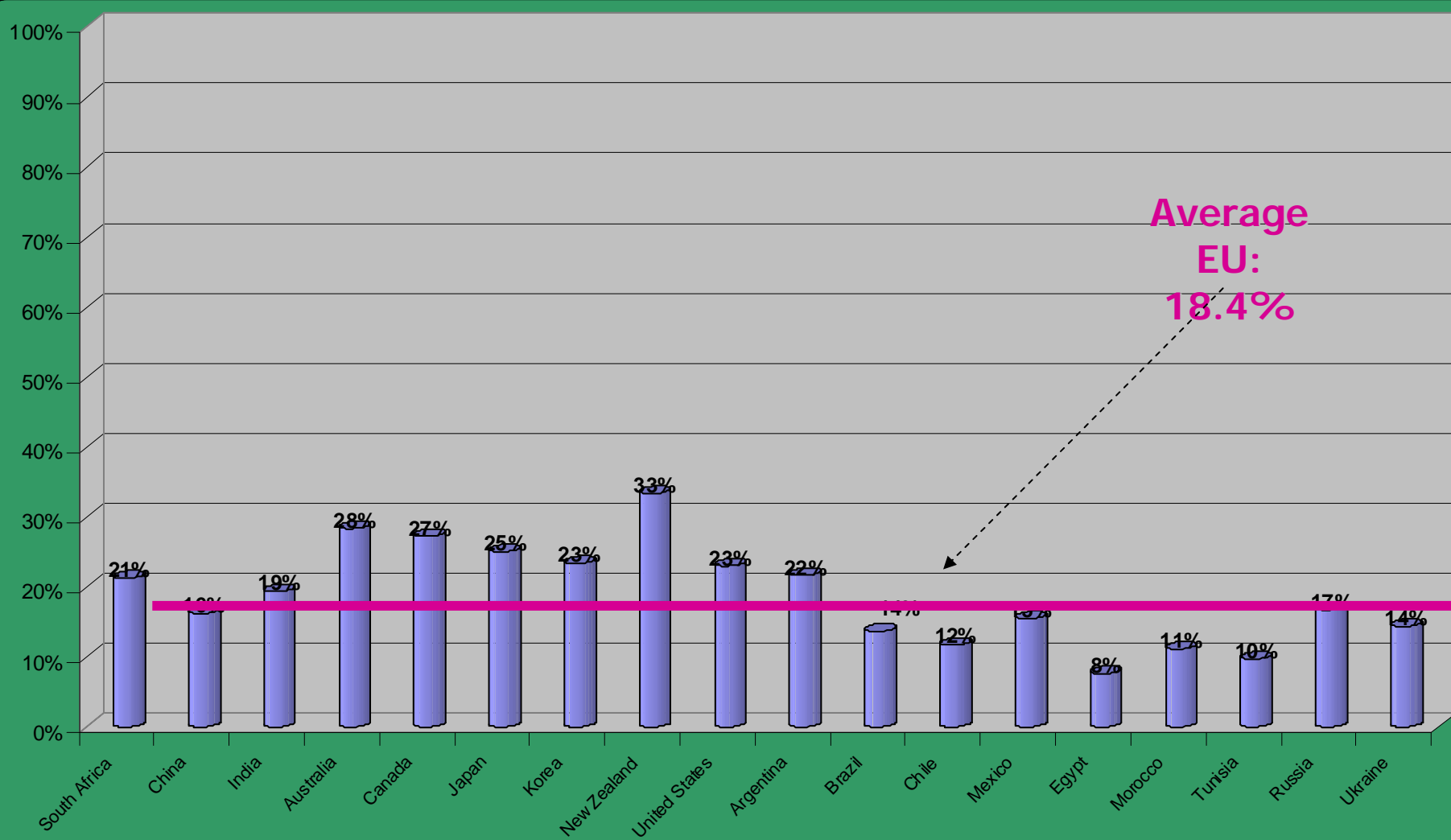
Success rate (%)





Third Countries Success Rate (FP7/ Cooperation SP)

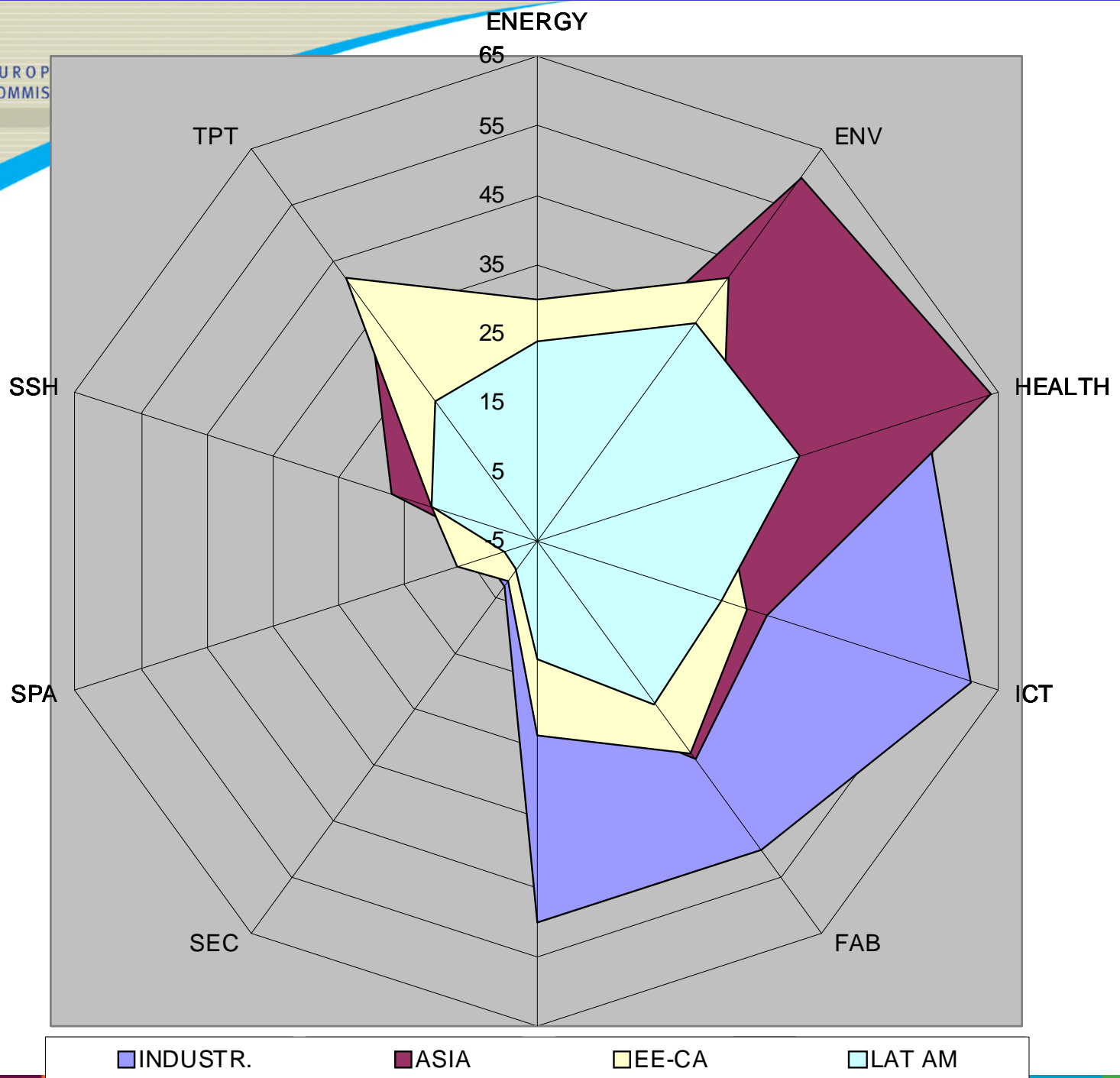
Ref. data FP7: WP 07+08 – date: 28 May 2009





EUROPEAN
COMMISSION

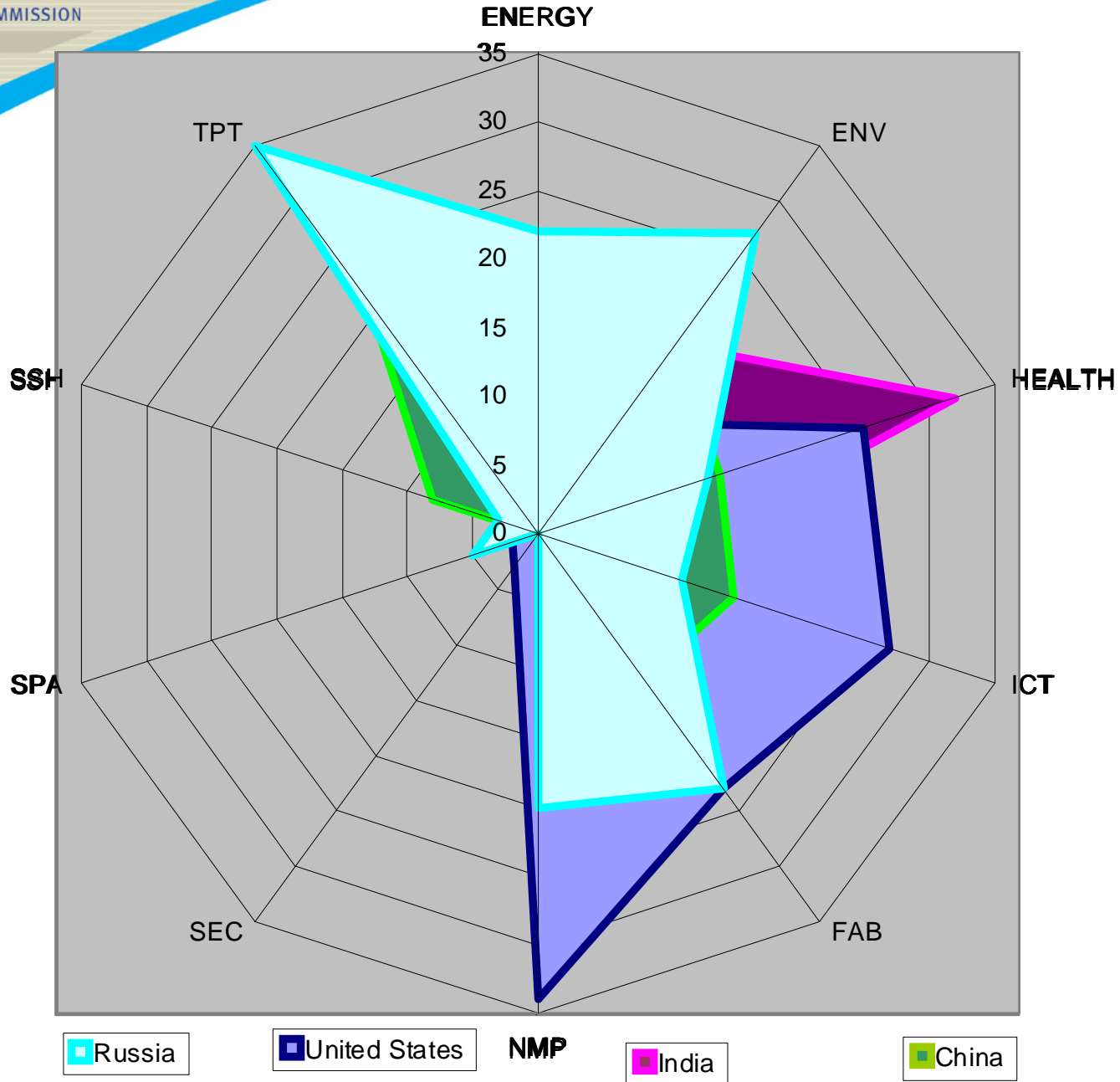
Community research





EUROPEAN
COMMISSION

Community research





Further information

- EU research: <http://ec.europa.eu/research/>
- International Cooperation on Europa website: <http://ec.europa.eu/research/iscp/index.cfm>
- CORDIS INCO portal: http://cordis.europa.eu/inco/home_en.html



EUROPEAN
COMMISSION

Community research

Thank you for your attention!

Yves Maissonny

***European Commission - Directorate-General for Research
International Cooperation Directorate***

Email: yves.maissonny@ec.europa.eu

Tel.: +32 2 29 85 724